

Import Initial Stock

Overview

On a database where Produmex WMS is installed for the first time, the Import Initial Stock Tool can be used to create Produmex stocks for all SAP stocks in selected warehouses.

Make sure that you do not run this tool if there is stock registered in Produmex for the warehouse. It can result inconsistencies between stock in SBO and stock in Produmex.

Limitation

Items managed by serial numbers are not supported.

Batches with lowercase alpha characters are not supported. All SAP Batch Numbers must be converted to uppercase before importing the initial stock.

Prerequisites

Each SAP warehouse where the Is managed by Produmex? setting is set to TRUE must have a corresponding warehouse set up in your Organizational Structure or the tool fails. For more information click [here](#).

Importing initial stock

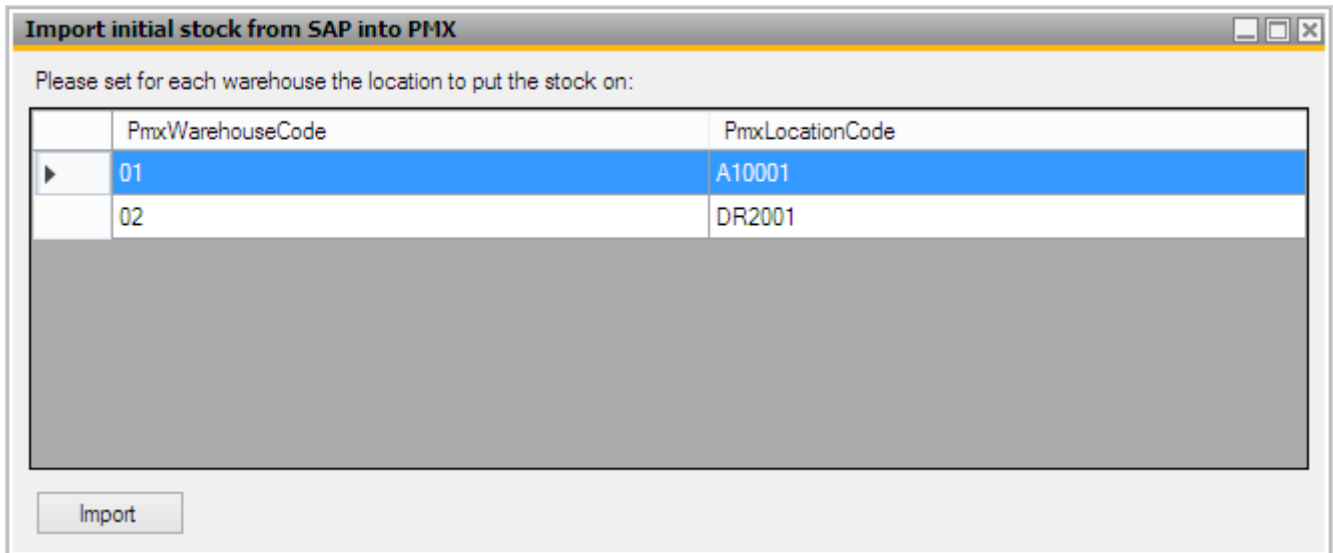
To start the import configure the connection string as a starting parameter as follows:

1. Open an empty text file.
2. Add the path of the Produmex.Sbo.Logex.Tools.ImportInitialSAPStockTool.exe file between quotations marks. Press the Space button and add the connection string.

```
"C:\Program Files\Produmex\Produmex  
Tools\Produmex.Sbo.Logex.Tools.ImportInitialSAPStockTool.exe" /cs:<connectionstring>
```

3. Save the text file as a .Bat file. E.g. Run_ImportInitialStockTool.Bat
4. Run the .Bat file.

On the opening form every warehouse that is managed by Produmex and has inventory in SAP Business One is listed.



5. Enter the location code to the PmxLocationCode field on the line of the warehouse.

Note: Only active locations that belong to the warehouse can be added. If you leave the location code empty, the import is not performed for the given warehouse.

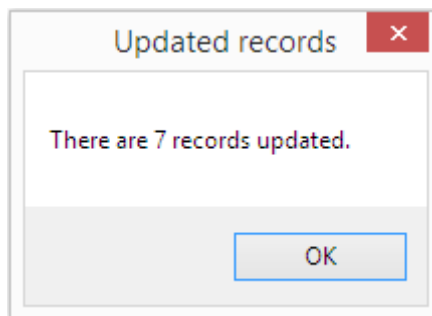
6. Click Import.

After the import is finished, the system displays a message containing the number of the updated stock lines.


The initial inventory from SAP Business One is booked for the selected location. The quality status of the stock is *Released*. The stock has no linked LUID.

Note:

- If a batch managed item is on stock with multiple batches, each batch counts as a stock line.
- The import is not registered in the [Traceability Report](#).



Once the stock is booked in Produmex, you can distribute it to their location with the [Move](#) function on the scanner. During the move it is possible to create new SSCCs or scan existing SSCCs.



From:
<https://wiki.produmex.name/> - **Produmex**

Permanent link:
https://wiki.produmex.name/doku.php?id=implementation:wms:import_initial_stock

Last update: **2023/09/26 17:45**

