

6. Recommendations

6.1. Overview

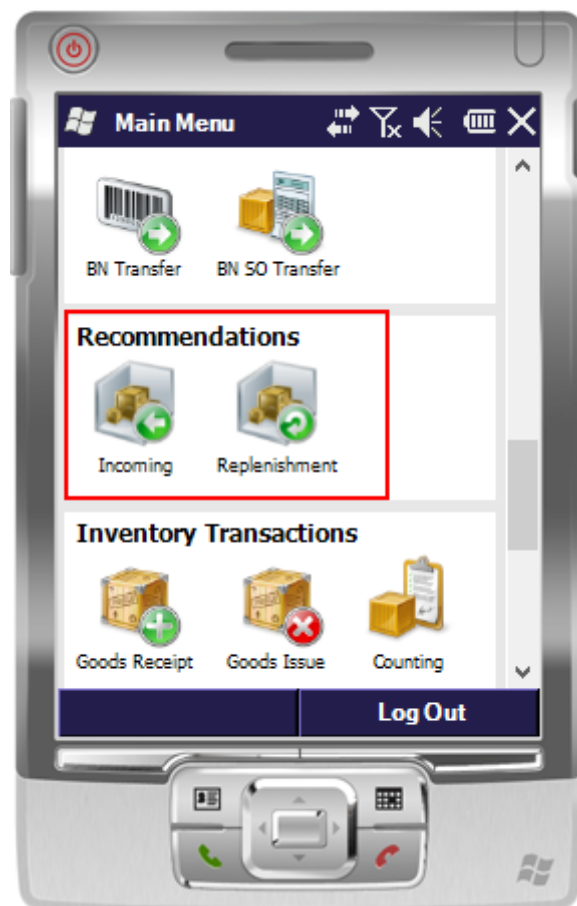
Produmex Scan supports automatic strategies, which are recommendations to perform stock movements.

- Incoming strategy: When new goods arrive, the truck is unloaded into a specific bin location and then the automatic recommendations inform the warehouse workers where to move the unloaded goods.
- Replenishment strategy: Replenishment recommendations can be used to make sure that the frequently used, easily reachable bin locations always have enough stock, and if not, stock movements are recommended.

Recommendations:

The server module of Produmex Scan creates the recommendations as Stock Transfer Draft documents, which can be processed on the mobile device and then Stock Transfer documents are created.

The recommendations are available in the main menu:

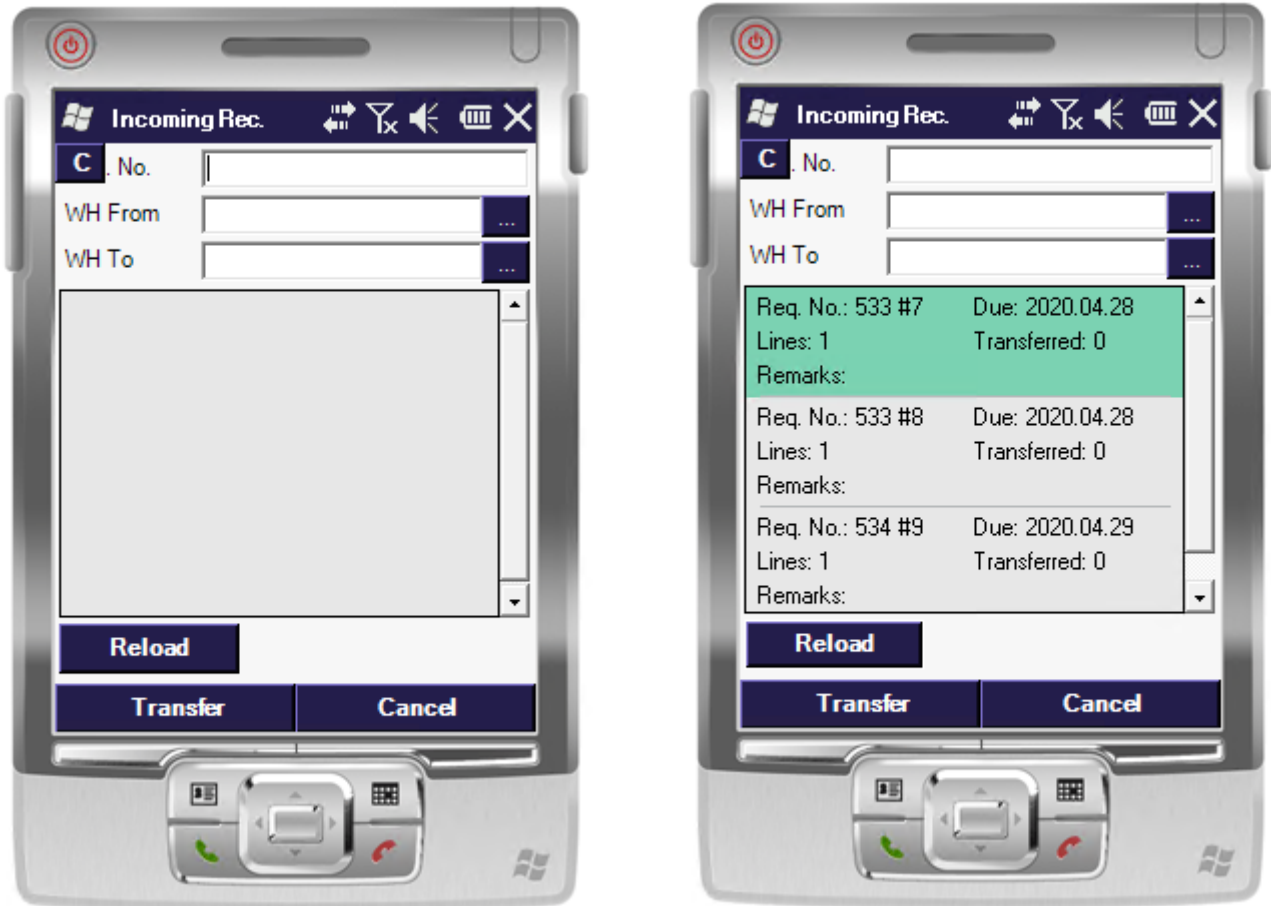


For information on configuration and customization see [Strategies in Produmex Scan](#).

6.2. Stock Transfer Draft documents

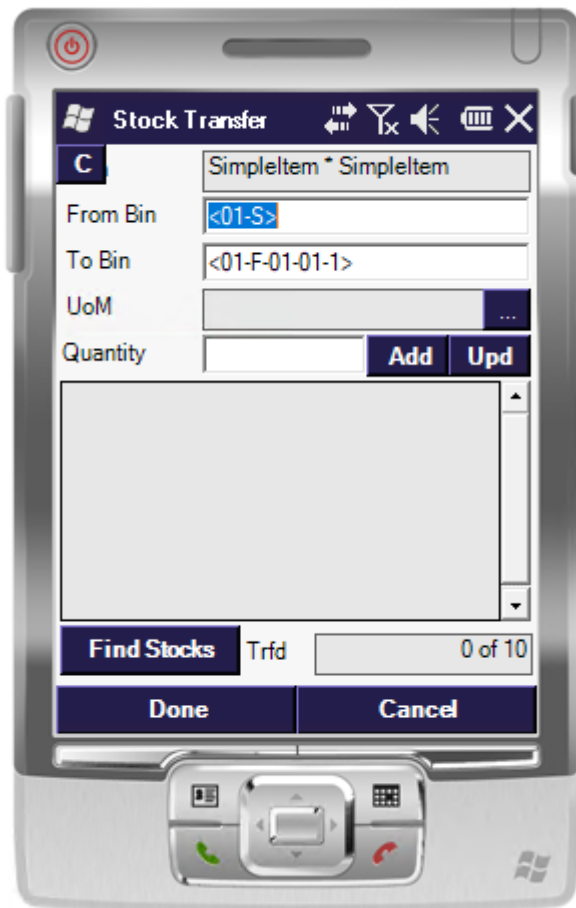
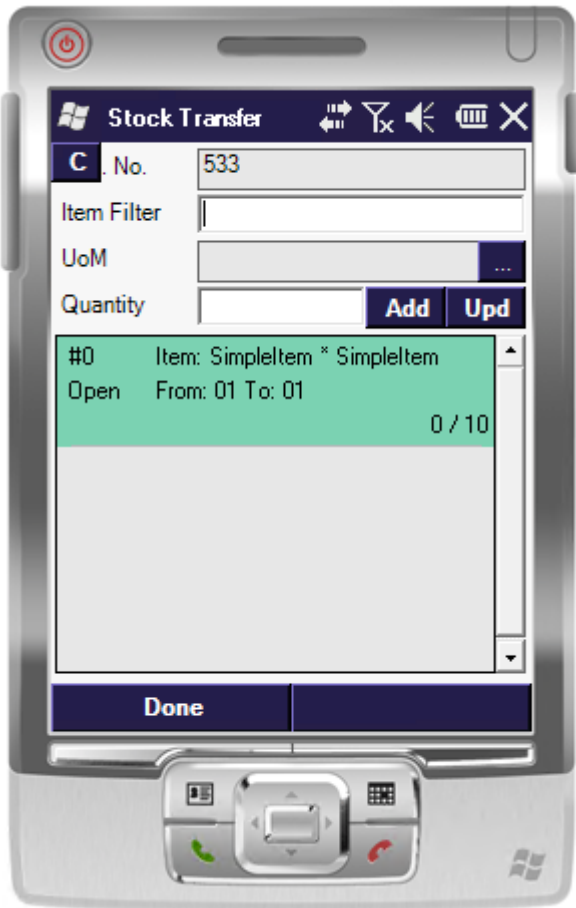
On the Recommendations screens, you can see all the Stock Transfer Draft documents where the Transaction Type user-defined field is *Incoming*. It is possible to filter by *From Warehouse* or *To Warehouse*.

After selecting the appropriate document, tap the Transfer button to start working on the stock transfer.



On the next screen the < and > signs indicate that the locations are the recommended ones configured in the draft document and the locations must be re-scanned during the process.

The value of From Bin is already selected and when you scan the location, the recommended text is replaced with the scanned location.



From:
<https://wiki.produmex.name/> - **Produmex**

Permanent link:
<https://wiki.produmex.name/doku.php?id=implementation:scan:recommendations>

Last update: **2020/07/22 14:18**

