

# Licensing System

Starting from version 19.1 the license module uses the Boyum IT portal for the licenses, therefore, when upgrading from a version older than 19.1 to version 19.1 or higher, please make sure that you have a license on the Boyum IT Portal. Consequently, the old Produmex license files should not be used any more.

Before installing Produmex Manufacturing v19.1 make sure that the maintenance fee payment has been made, otherwise the add-on will stop after installation.

In order to work with the Produmex Manufacturing add-on properly, an SBO Limited Logistic license is also needed for the user as of SAP Business One 9.3 PL02. However, to use the MRP function, an SBO Professional license is required.

## 1. Boyum IT Portal - online and offline licensing solutions

### 1.1. Online solution

When you purchase the Produmex Manufacturing add-on on the Boyum Portal, your license is generated automatically. It means that if you have active Internet connection, your license is automatically downloaded, no action is needed from your side.

*Make sure that you allow outbound access to our license servers (\*.boyum-it.com (port 80)) in your firewall configuration.*

Please continue with section [2. Allocating Licenses](#).

### 1.2. Offline solution

In case you are not connected automatically to the license system or you have no active internet connection, visit the [offline license generator](#) of Boyum IT Portal and get your license key by proceeding as follows.

On the appearing *Get Manual License* screen

1. fill in the *Installation Number* field,
2. select *Produmex Manufacturing Professional – User license* in the *Product* drop-down menu,

3. click Submit.



The portal displays your license data and the products/modules your license data is valid for:

boyumit

Log In

Boyum Portal

License

Your license data are available below - for instructions on how to import them, please refer to the section further down this page.

QxNcU6j98B5DJrO8+miEdU/1ORTD6xZzHg62xTYOHxWI5+sVhBBLyew6OCUEH4QMZ5hbsX23Sf2qzQiD/yEe7dyN1iqylxveERUd22K7F6Azlwr2hiGQhZTo42sv37YIQcuoDlse

z15G8zSO6b+VHLpQBlur5Uo6DaFJ4W/ETGXUW3GZEvqsCG6uWTKp+1pDWq0p5c2UTVI+wYb5dAspdxDnxD+Ek8lyleO0NJ0N11b6uXrhj59mp63c3LkA4axMfTvg8V6JbHLHn

TX+Md5TDPIH6/Dy3bUebdyTXIEYslpPhpCqo+XcD0s5d+6culAEI6vISgFhUSTJS7Rdoi24I5JV5YoChhaP3YsKpX0dXyrrsZUcxmmD7Es0JcoPUes23LKfQx3oxfvmvJmXmmD7Es

0JcvAL/+weNZq7MZpg+XLNCXLulwSZU/R1BgCLTTCyjqvpomO8A08HvG5DpaqgXVRF3/cjKxBNIGIKiOviNX9sqN0WgKNoXm1DiFi/0SMuK3mDscrAirPh0k5MPjHwBZz6JdmFIVF

PXnW2W7C4hkj473pH01T3vyfllrFzzyHAQ7efEbtZ7UyzWTBJr/e2pUllSLvag11IAYIdGAJ56WrtGmLZGR98G7/Kn4tuOkv95qGE6yPRC5WRbXbq1VJC8hV8GSaPmwq0Ntz4qCJ

kaH1uBNEOsE4etrUzKM8wWaeqHcz2IRva5vCGBABEU992QMYYVNFJgJjCr+blOxnqRhk1uVdRsmKChiDUKIN5zA7XGFeCS1mYgldMTjmJyY+olid+FDK2zhaoC4+wxg3UvBol/W

usbphBv5hWLRnvXzNFxQ8A7S15Ku9g1eTHx0+yHA6RiPcgkngOJc96iSN3QDoGcSialC9UXMsvMfnNKqn4t7oeGGereSrK/K75JfF1WvQSpVdueQTQcQX0OIogVrwdmNvrDa9R

RLn3D3Wo605reUwz5R+vw8WLFUDZwZ1119mAfUkHbXReEHIVeW3dR8YzVQRxVpE/F3tNRsk7UuwcMhSWnIWcJO/HN6n0PdjdsdKx/oNPeuvumBU8CU+trHX8N7I3z3b19mA

fUkHbXReEHIVeW3dR60nw77112squtPPPtz8Rt6sb/t4A1FOEviC8LRZ0FSGJ3hw2mWeo5PX2YB9SQdtdOgLoqJCrvSJ7qumolVdrcTi8Y163A7exysCKs+G3STkw+MdYFnPrfIgd8

p9Mbc09GGFXOqxSW4ffrhWkdrHs9JD2NdyhWGylBA51mNULO66eoeasrc0yvUhzMCe3ONbuz0MVTWr6RiPcgkngOJs8fyFx2f+xJvB3uz02uTpYqm8t4wK5Pqb4Ni3fV11k4jsW

6kQaCqyTd3z5on8RXfXU7llwWvJZ1cdtq86ai3V8E0A2ifL SASAOu58GUpHxXt6k5iKlwqc0PJVLw5YZmdiobuzlhnH5mqMls3zQp4GMYuUjDERPStJ8O+4tdrKrtZz7c/EbelECJyQ

kXNG+furumQ7UxaNBelpDm1AjqKmoHRRomOeOlZ0ibcBb+vtfZgH1JB210mtWoj4FLwmYIPV2hoBVZCAdmNvrDa9RRcL8fZBhSCwpviCvfhfThxwqoC4NIRA8yPfsIGZF3UJZC

Gkh+BS7HX8N7I3z3b19mAfUkHbXReEHIVeW3dR60nw77112squtPPPtz8Rt6sb/t4A1FOEviC8LRZ0FSGJ3hw2mWeo5PX2YB9SQdtdOgLoqJCrvSJ7qumolVdrcTi8Y163A7exysC

Ks+G3STkw+MdYFnPrfIgd8p9Mbc09GGFXOqxSW4ffrhWkdrHs9JD2NdyhWGylBA51mNULO66eoeasrc0yvUhzMCe3ONbuz0MVTWr6RiPcgkngOJs8fyFx2f+xJvB3uz02uTpYq

m8t4wK5Pqb4Ni3fV11k4jsW6kQaCqyTd3z5on8RXfXU7llwWvJZ1cdtq86ai3V8E0A2ifL SASAOu58GUpHxXt6k5iKlwqc0PJVLw5YZmdiobuzlhnH5mqMls3zQp4GMYuUjDERPStJ8

O+4tdrKrtZz7c/EbelECJyQkXNG+furumQ7UxaNBelpDm1AjqKmoHRRomOeOlZ0ibcBb+vtfZgH1JB210mtWoj4FLwmYIPV2hoBVZCAdmNvrDa9RRcL8fZBhSCwpviCvfhfThxwqoC4NIRA8yPfsIGZF3UJZC

These license data are valid for the following product and product modules listed below.

Product	Edition	License Type	From	To	Users/Devices
Produemx Manufacturing Professional - User license	Standard	Maintenance	2018.12.06.	2099.12.31.	50 users
Produemx Manufacturing Limited MTO - User license	Standard	Maintenance	2018.12.06.	2099.12.31.	50 users
Produemx PDC - Device license	Standard	Maintenance	2018.12.06.	2099.12.31.	50 devices
Produemx PTM - Device license	Standard	Maintenance	2018.12.06.	2099.12.31.	50 devices
Produemx QC - Device license	Standard	Maintenance	2018.12.06.	2099.12.31.	50 devices

Latest product version allowed: 19.1.0.0

4. Copy all the license data.

boyumit

Log In

Boyum Portal

License

Your license data are available below - for instructions on how to import them, please refer to the section further down this page.

QxNcU6j98B5DJrO8+miEdU/1ORTD6xZzHg62xTYOHxWI5+sVhBBLyew6OCUEH4QMZ5hbsX23Sf2qzQiD/yEe7dyN1iqylxveERUd22K7F6Azlwr2hiGQhZTo42sv37YIQcuoDlse

z15G8zSO6b+VHLpQBlur5Uo6DaFJ4W/ETGXUW3GZEvqsCG6uWTKp+1pDWq0p5c2UTVI+wYb5dAspdxDnxD+Ek8lyleO0NJ0N11b6uXrhj59mp63c3LkA4axMfTvg8V6JbHLHn

TX+Md5TDPIH6/Dy3bUebdyTXIEYslpPhpCqo+XcD0s5d+6culAEI6vISgFhUSTJS7Rdoi24I5JV5YoChhaP3YsKpX0dXyrrsZUcxmmD7Es0JcoPUes23LKfQx3oxfvmvJmXmmD7Es

0JcvAL/+weNZq7MZpg+XLNCXLulwSZU/R1BgCLTTCyjqvpomO8A08HvG5DpaqgXVRF3/cjKxBNIGIKiOviNX9sqN0WgKNoXm1DiFi/0SMuK3mDscrAirPh0k5MPjHwBZz6JdmFIVF

PXnW2W7C4hkj473pH01T3vyfllrFzzyHAQ7efEbtZ7UyzWTBJr/e2pUllSLvag11IAYIdGAJ56WrtGmLZGR98G7/Kn4tuOkv95qGE6yPRC5WRbXbq1VJC8hV8GSaPmwq0Ntz4qCJ

kaH1uBNEOsE4etrUzKM8wWaeqHcz2IRva5vCGBABEU992QMYYVNFJgJjCr+blOxnqRhk1uVdRsmKChiDUKIN5zA7XGFeCS1mYgldMTjmJyY+olid+FDK2zhaoC4+wxg3UvBol/W

usbphBv5hWLRnvXzNFxQ8A7S15Ku9g1eTHx0+yHA6RiPcgkngOJc96iSN3QDoGcSialC9UXMsvMfnNKqn4t7oeGGereSrK/K75JfF1WvQSpVdueQTQcQX0OIogVrwdmNvrDa9R

RLn3D3Wo605reUwz5R+vw8WLFUDZwZ1119mAfUkHbXReEHIVeW3dR8YzVQRxVpE/F3tNRsk7UuwcMhSWnIWcJO/HN6n0PdjdsdKx/oNPeuvumBU8CU+trHX8N7I3z3b19mA

fUkHbXReEHIVeW3dR60nw77112squtPPPtz8Rt6sb/t4A1FOEviC8LRZ0FSGJ3hw2mWeo5PX2YB9SQdtdOgLoqJCrvSJ7qumolVdrcTi8Y163A7exysCKs+G3STkw+MdYFnPrfIgd8

p9Mbc09GGFXOqxSW4ffrhWkdrHs9JD2NdyhWGylBA51mNULO66eoeasrc0yvUhzMCe3ONbuz0MVTWr6RiPcgkngOJs8fyFx2f+xJvB3uz02uTpYqm8t4wK5Pqb4Ni3fV11k4jsW

6kQaCqyTd3z5on8RXfXU7llwWvJZ1cdtq86ai3V8E0A2ifL SASAOu58GUpHxXt6k5iKlwqc0PJVLw5YZmdiobuzlhnH5mqMls3zQp4GMYuUjDERPStJ8O+4tdrKrtZz7c/EbelECJyQ

kXNG+furumQ7UxaNBelpDm1AjqKmoHRRomOeOlZ0ibcBb+vtfZgH1JB210mtWoj4FLwmYIPV2hoBVZCAdmNvrDa9RRcL8fZBhSCwpviCvfhfThxwqoC4NIRA8yPfsIGZF3UJZC

Gkh+BS7HX8N7I3z3b19mAfUkHbXReEHIVeW3dR60nw77112squtPPPtz8Rt6sb/t4A1FOEviC8LRZ0FSGJ3hw2mWeo5PX2YB9SQdtdOgLoqJCrvSJ7qumolVdrcTi8Y163A7exysC

Ks+G3STkw+MdYFnPrfIgd8p9Mbc09GGFXOqxSW4ffrhWkdrHs9JD2NdyhWGylBA51mNULO66eoeasrc0yvUhzMCe3ONbuz0MVTWr6RiPcgkngOJs8fyFx2f+xJvB3uz02uTpYq

m8t4wK5Pqb4Ni3fV11k4jsW6kQaCqyTd3z5on8RXfXU7llwWvJZ1cdtq86ai3V8E0A2ifL SASAOu58GUpHxXt6k5iKlwqc0PJVLw5YZmdiobuzlhnH5mqMls3zQp4GMYuUjDERPStJ8

O+4tdrKrtZz7c/EbelECJyQkXNG+furumQ7UxaNBelpDm1AjqKmoHRRomOeOlZ0ibcBb+vtfZgH1JB210mtWoj4FLwmYIPV2hoBVZCAdmNvrDa9RRcL8fZBhSCwpviCvfhfThxwqoC4NIRA8yPfsIGZF3UJZC

https://wiki.produemx.name/

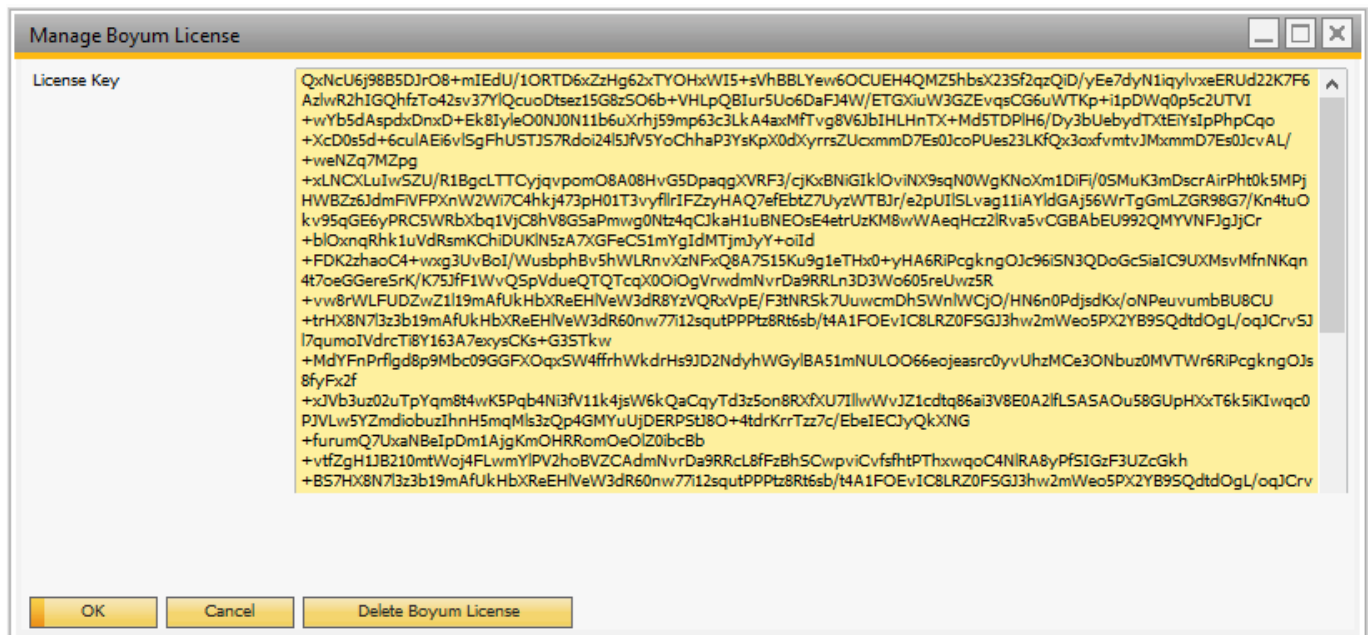
Printed on 2025/12/15 17:54

5. Open the Produmex License Administration window in SAP BO via path: *Administration > Add-ons > Produmex Manufacturing > Produmex License Administration*.

6. Click Manage Boyum License.



7. Paste your license data into the License key field and click OK. At this point your license data is imported.



Once you buy additional users or upgrade to a newer version, you will need to re-import your offline license to reflect upon the changes, therefore it is recommended to use automatic licensing.

In case you have no active internet connection and you are not able to import your license key manually to the add-on, you can use the [Produmex Control Panel add-on](#) as an offline licensing solution. The Produmex Support Team can be contacted for more information.

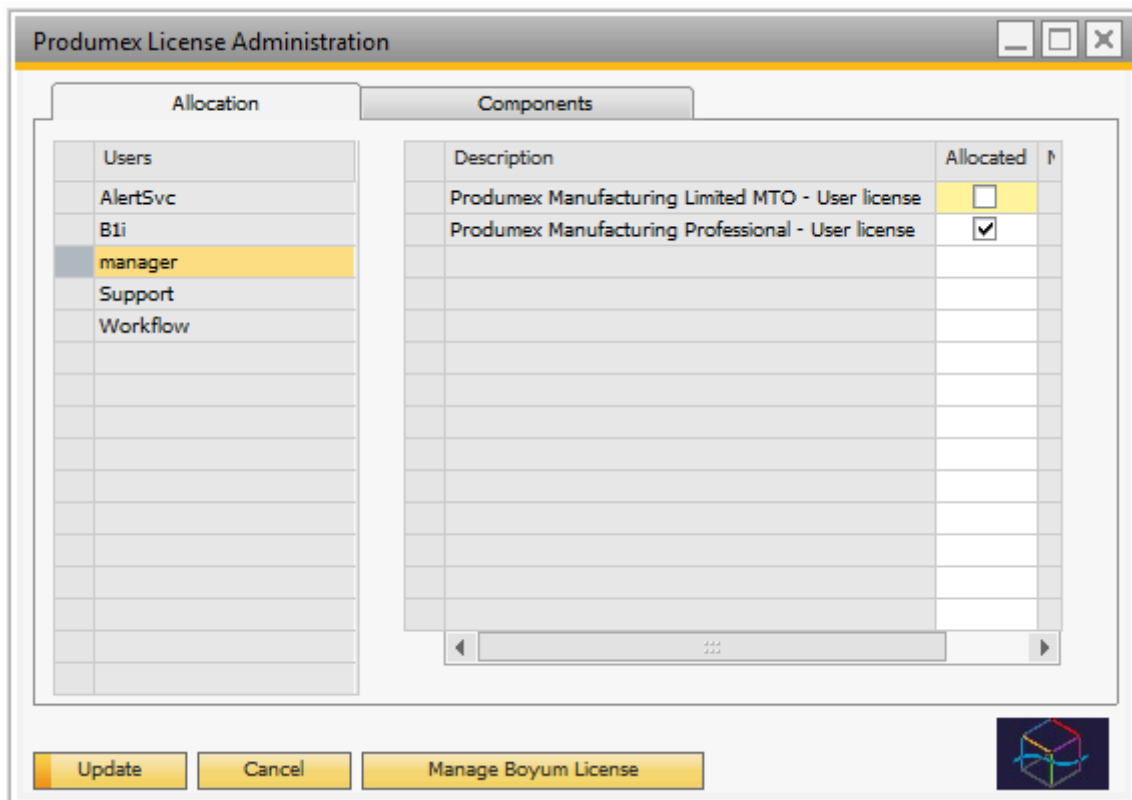
Note: It is enough to use the Produmex Control Panel add-on as a licensing solution. Later on you do not need to start the add-on to be able to work with Produmex Manufacturing.

## 2. Allocating Licenses

## 2.1. Produmex Add-On

To allocate the license for a user, select the user on the left grid on the *Allocations* tab and assign the license to them by ticking the *Allocated* checkbox on the right grid.

- **Produmex Manufacturing Professional:** Users with the Produmex Manufacturing Professional license have access to every Produmex Manufacturing function.
- **Produmex Manufacturing Limited:** Users with the Produmex Manufacturing Limited license have access to limited functionality. For more information about the available functionalities please see the [License Comparison Chart](#).



Click on the Update button and restart the add-on.

## 2.2. Terminal

Produmex offers the following terminal licenses to extend the Produmex Manufacturing add-on function:

- **Produmex PDC:** Terminal type license that is needed to use the [Production Data Collection](#) function.
- **Produmex QC:** Terminal type license that is needed to use the [Produmex QC](#) function.
- **Produmex PTM:** Terminal type license that is needed to use the [Personal Time Management](#) function.

Terminals have concurrent licensing meaning that licenses do not have to be assigned to a certain

terminal, but instead the system will allow as many concurrent connections as the total number of terminals in the license.

Each time logging in on the terminal, the system will check whether there is a free license slot that can be allocated for the terminal.

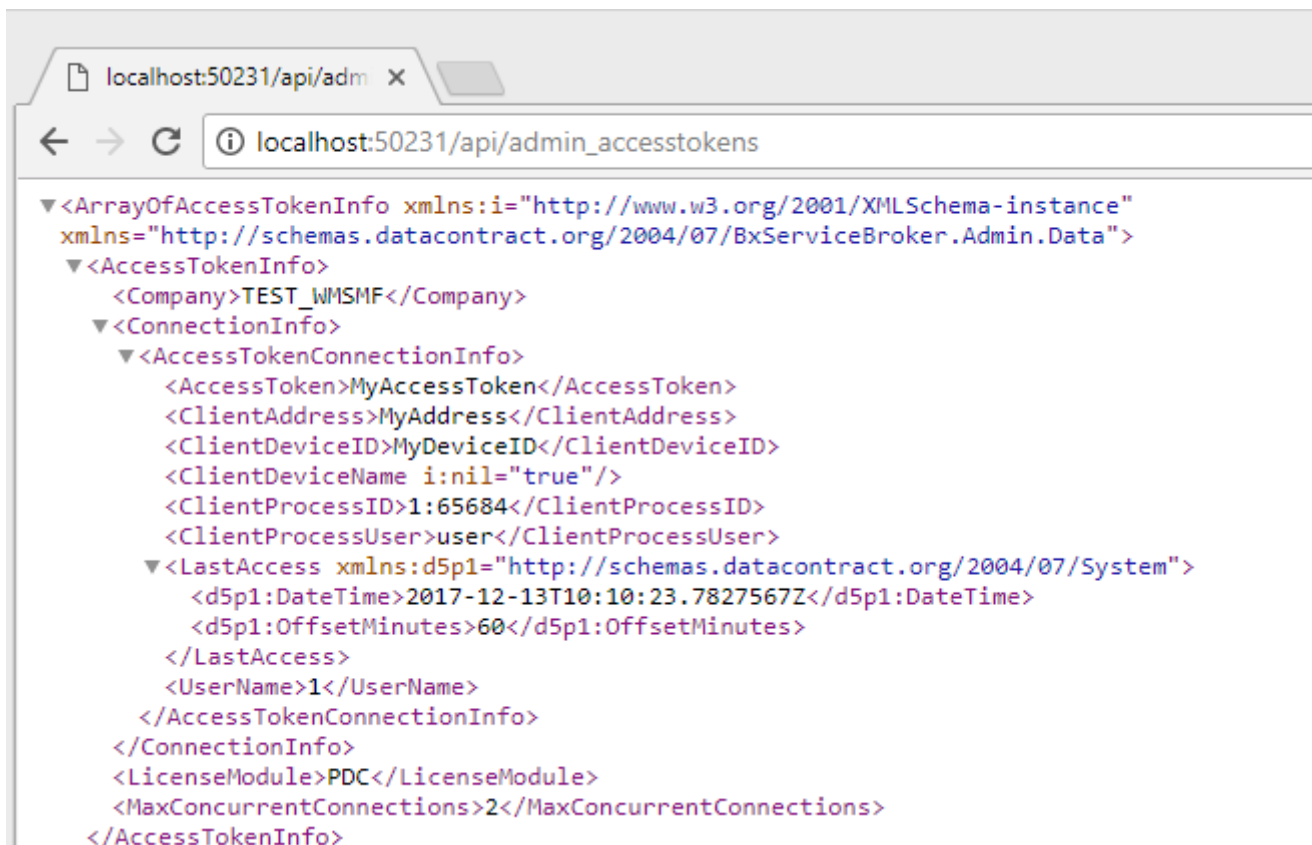
- If there is a free license, the system will allocate it to the terminal.
- If there is no free license, an error message will be displayed.

After the logout, the system will deallocate the license from the terminal.

The current status of the license usage can be seen on a webpage of the Service Broker:

```
http://<IP>:<PORT>/api/admin_accesstokens
```

where the IP is the IP address and the PORT is the port number.



When Produmex Service Broker has multiple assigned databases, each database can have as many connections as in the license. For example, if you have a license for 3 terminals, and the Service Broker has 4 assigned databases, each database can have 3 connections and the total number of the potential concurrent connections is 12.

### 3. Produmex Service Broker

Only one SAP Indirect Access User license is required per installation. Produmex Service Broker will use this user to create documents in SAP Business One.

Since the Produmex Service Broker is assigned to one SBO user, all SBO documents created with Produmex PDC devices are created by the same user.

It is possible to check the employee who has created the document with Produmex PDC. Check the production order number in the remarks field. Open the PDC Bookings Administration form and filter the list based on the production order. The *Code* of the PDC booking is the *Ref 2.* number on the document without the BXP prefix.



From:  
<https://wiki.produmex.name/> - **Produmex**

Permanent link:  
<https://wiki.produmex.name/doku.php?id=implementation:manufacturing:licensing&rev=1562076973>

Last update: **2019/07/02 14:16**

